



JÖNKÖPING UNIVERSITY

IT Helpdesk

Report errors: <http://ju.se/helpdesk>


Telephone: 036-10 11 12

Created by LunDav 2013-09-19

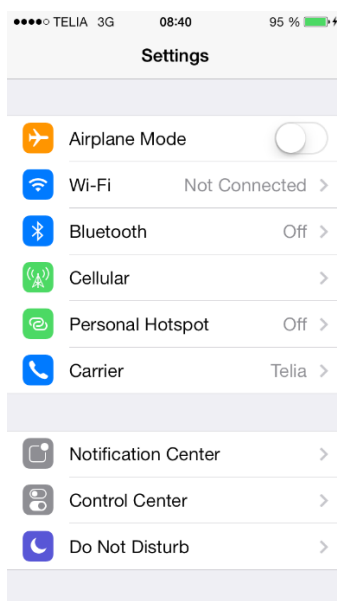
Modified 2016-08-15

Connecting iPhone/iPad to eduroam

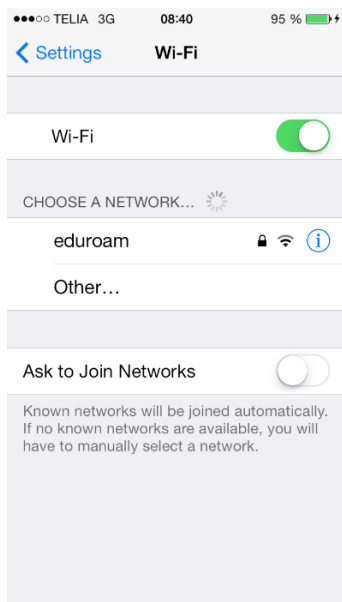
1. Click Settings



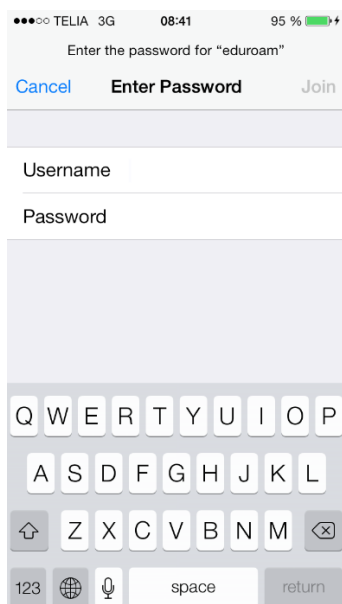
2. Click WiFi



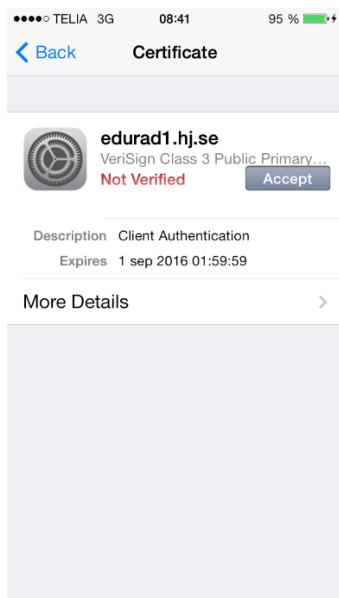
3. Click eduroam



4. Enter your Eduroam username (username@ju.se) and password. Then click **JOIN**



5. Verify that the address in the certificate information ends with **.hj.se**. Then click **Accept**



6. You will now see the settings for WI-Fi again, and a checkmark should soon appear next to Eduroam. You are now connected to the wireless network.