




JÖNKÖPING UNIVERSITY

IT Helpdesk  
Report errors: <http://ju.se/helpdesk>  
Phone: 036-10 11 12

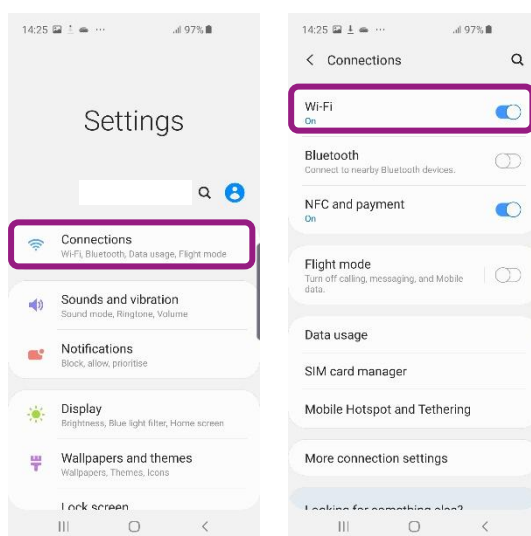
Created by LunDav 2013-09-19  
Modified 2025-12-19 (by paljer)

## Connect to eduroam – Android S10e

- Go to Settings



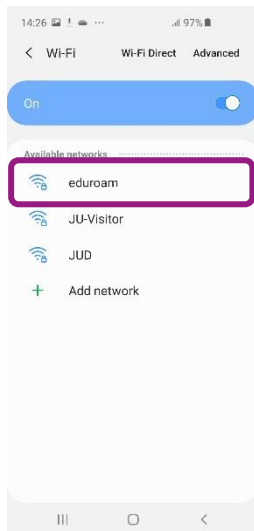
- Tap Connections followed by Wi-Fi





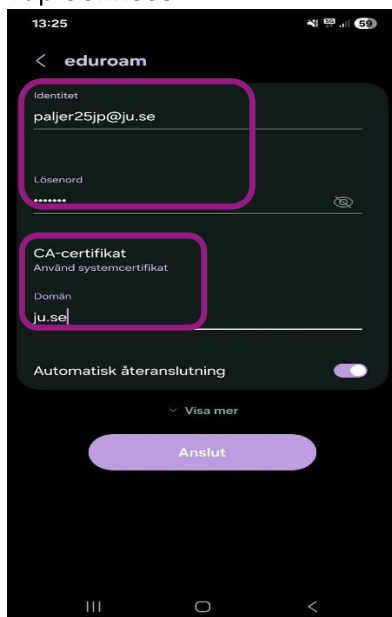
## JÖNKÖPING UNIVERSITY

- Tap **eduroam**



- Select the following settings:
  - Identity: *Enter your username* (N.B! Make sure to add **@ju.se** after the username) and the
  - Password: *eduroam password* (specific password containing **EXACTLY 7** characters)
  - CA certificate: *Use system certificate*
  - Domain: *ju.se*

- Tap **Connect**





JÖNKÖPING UNIVERSITY

- Things to consider as different Android devices may differ:
  - EAP-method: *PEAP*
  - Phase 2 authentication: *MSCHAPV2*
  - Anonymous identity: *make sure this field is blank*