

Microsoft Azure for Students (former Microsoft Imagine / Dreamspark)

LINK : <https://azure.microsoft.com/en-us/free/students>

Azure for Students is a service provided by Microsoft to enable students/teachers to evaluate and understand Information Technology. Software and services provided via Azure for Dev Tools and may not be used for the University's operation or for commercial purposes. Microsoft Azure Dev Tools includes, among other things, the latest version of Windows, but you won't find Microsoft Office here. You can reach the Office tools instead via the Office 365 service www.office.com with your regular JU account.

Students log in with their personal username followed by @student.ju.se and employees with their username followed by @ju.se.

You only have access to Microsoft Azure Dev Tools while you are an active student or employed at JU. You have the right to use the installed programs even after completing your studies/employment, but cannot download or request new license keys.


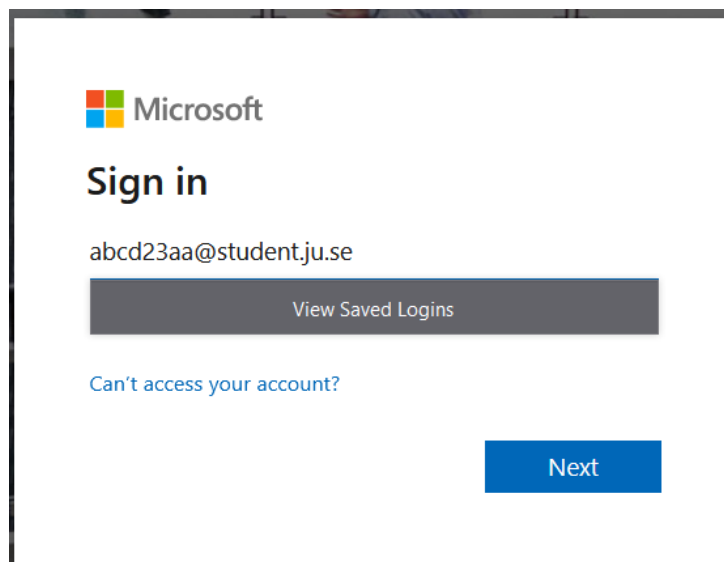
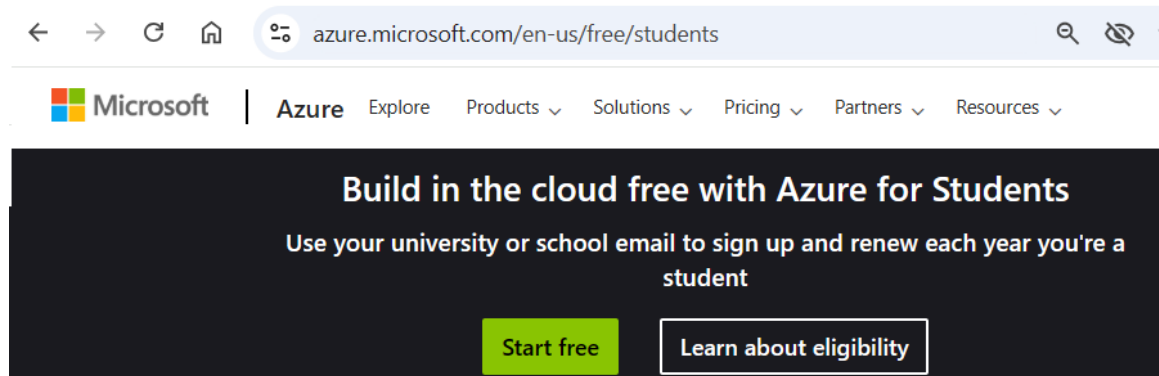
JU cannot control the availability, functionality and offerings associated with the Microsoft Azure Dev Tools website and cannot correct any errors or disruptions. In case of problems, you can try at a later time or contact Microsoft directly for further help. JU does not take responsibility for the individual's installation, provide support or take responsibility for any errors. If you use this free service, you are referred to the instructions available through the Microsoft Azure Dev Tools official [help pages](#).

When you download software from the portal, you access these in a similar way to an online store. At one stage in the download process, a so-called product key is displayed. Product keys are personal. Make a note of it as you will need it during installation to confirm your right to install. If you lose the key, it can be retrieved at the same place where you download the programs.

After downloading an *.iso or *.img file, you can e.g. burn your software onto a CD/DVD to be able to install it on your computer. You can also mount it as a virtual CD/DVD player in Windows.

Start your subscription by visiting the web-page below:

<https://azure.microsoft.com/en-us/free/students>




Use your JU username or JU e-mail address and password

abcd23aa@student.ju.se

.....

☐ Keep me signed in

Sign in



Student Verification

Start by entering your name as per the school records. Select your school's country and enter your school's name. Enter your date of birth as per the school records.

First name
Ture

Last name
Testsson

Country
Sweden

If your country is not listed, the offer is not available in your region. [Learn More](#)


School name
Stiftelsen Högskolan i Jönköping (Jönköping)

School name will help provide Microsoft with additional information for verification. If available, please enter it here.

Date of birth
mm/dd/yyyy

School email address
ture.testsson2@ju.se

Next



Student Verification

Terms

I understand that Microsoft may contact me about my free account.

☒ I agree to the [subscription agreement](#), [Azure Dev Tools for Teaching agreement](#).

☐ I would like to receive information, tips, and offers about Azure and other Microsoft products and services.

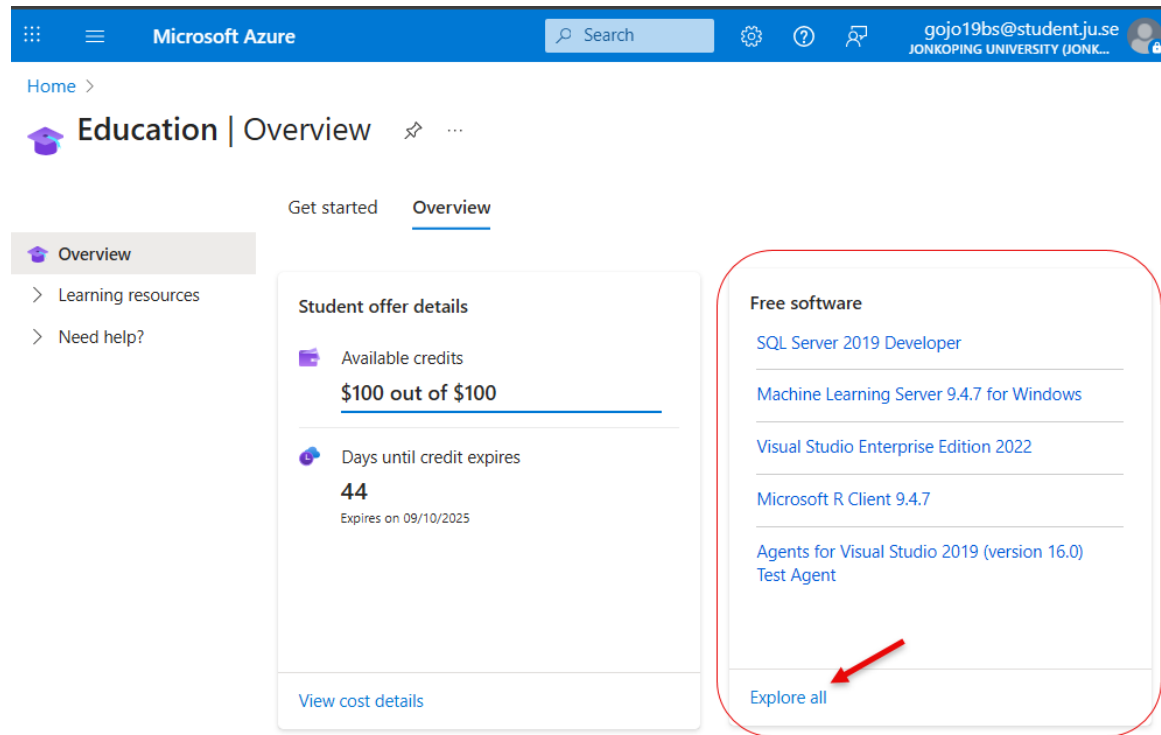
☐ I would like Microsoft to share my information with select partners so I can receive relevant information about their products and services.

[Privacy Statement](#)

Verify academic status and accept terms

To download software, click on "Explore All" under "Free software".

This will open the Software tab on the left-hand side and show a list of available software.



Microsoft Azure

Home > Education | Overview

Get started Overview

Overview

- > Learning resources
- > Need help?

Student offer details

Available credits

\$100 out of \$100

Days until credit expires

44

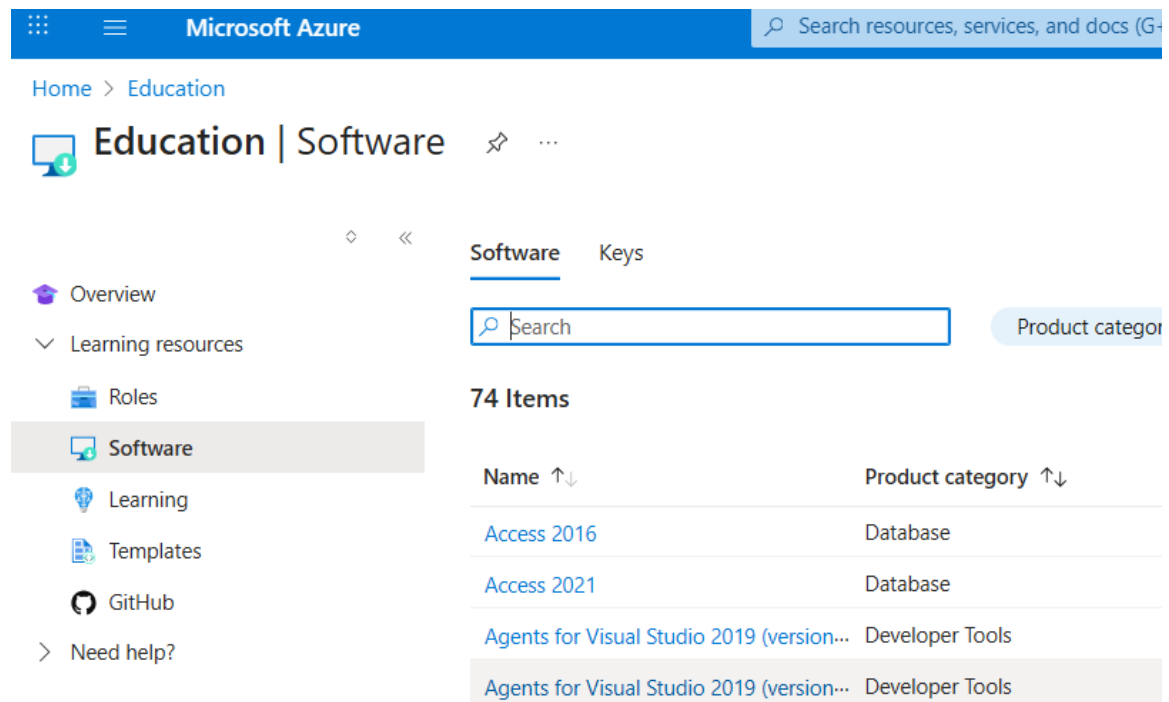
Expires on 09/10/2025

View cost details

Free software

- SQL Server 2019 Developer
- Machine Learning Server 9.4.7 for Windows
- Visual Studio Enterprise Edition 2022
- Microsoft R Client 9.4.7
- Agents for Visual Studio 2019 (version 16.0) Test Agent

Explore all



Microsoft Azure

Home > Education

Education | Software

Software Keys

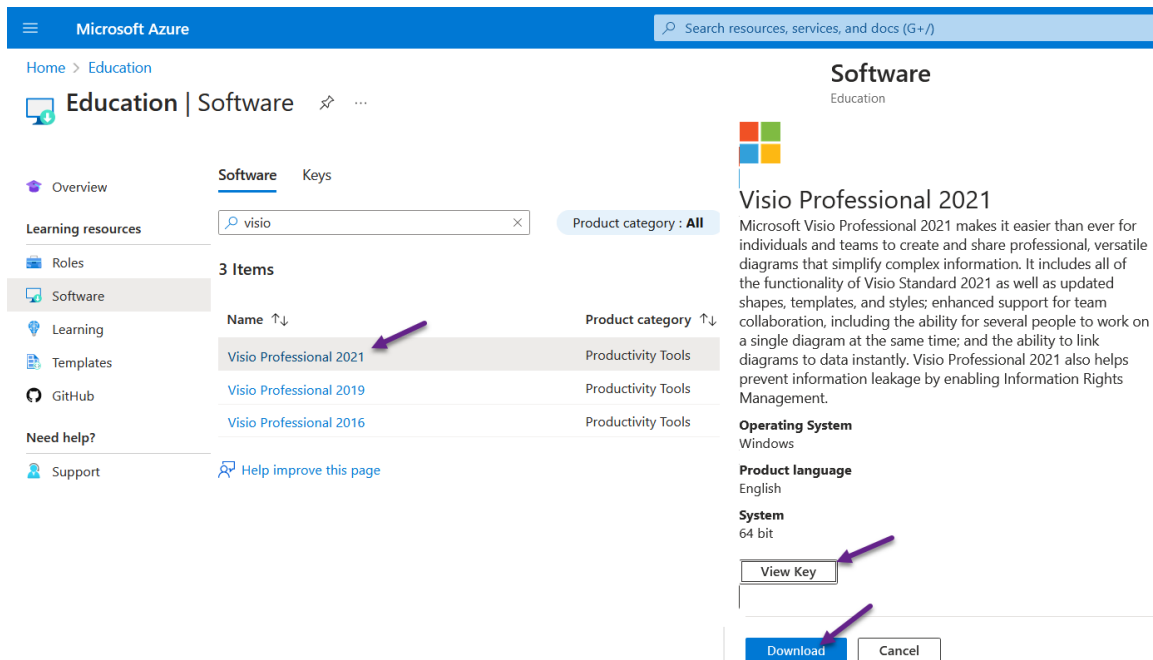
Search

Product category

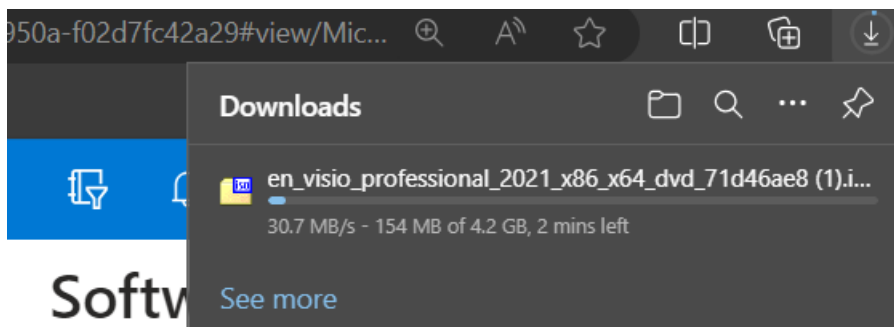
74 Items

Name ↑↓	Product category ↑↓
Access 2016	Database
Access 2021	Database
Agents for Visual Studio 2019 (version 16.0)	Developer Tools
Agents for Visual Studio 2019 (version 16.0)	Developer Tools

To download Visio Professional, find Visio in the list, click on the name and then on "View key", now the product key and a Download link will appear.



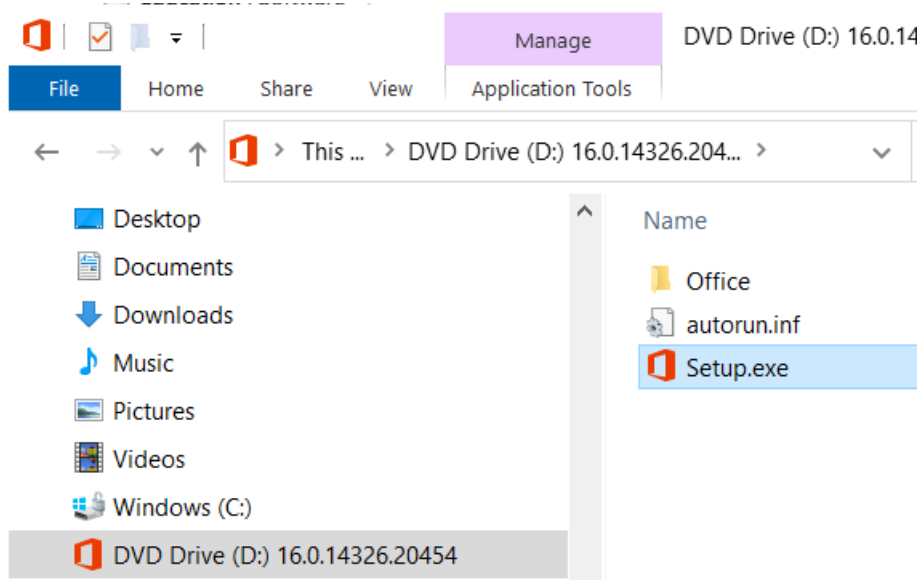
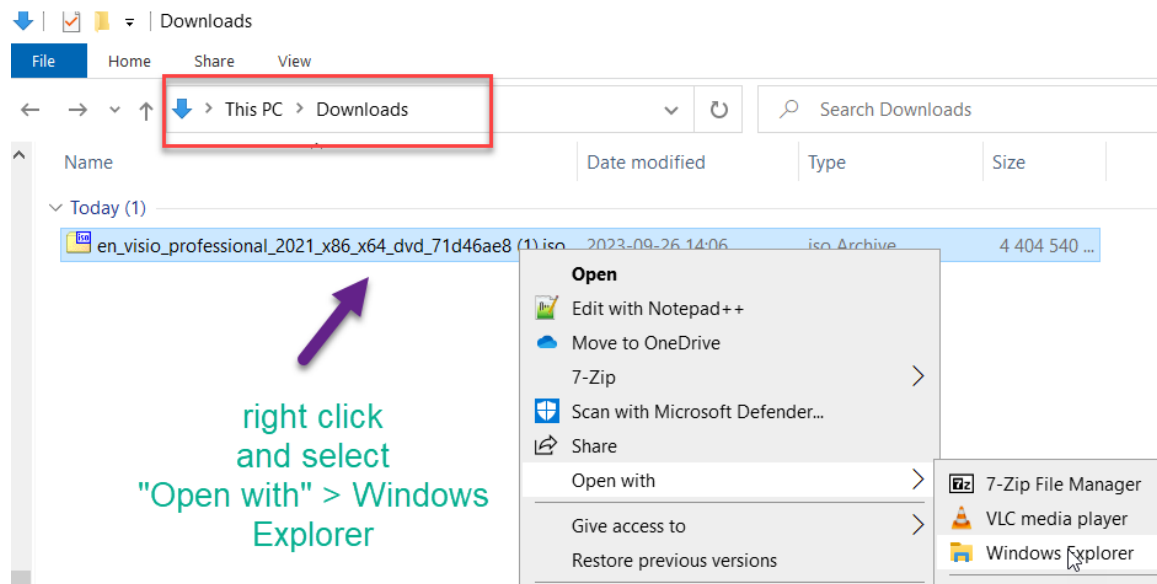
The screenshot shows the Microsoft Azure Education Software page. The search results for "visio" show three items: Visio Professional 2021, Visio Professional 2019, and Visio Professional 2016. The details for Visio Professional 2021 are shown on the right, including the description, operating system (Windows), and product language (English). The "View Key" button is highlighted with a red arrow, and the "Download" button is also highlighted with a red arrow.



The screenshot shows the Windows Downloads window. The download progress bar is shown for the file "en_visio_professional_2021_x86_x64_dvd_71d46ae8 (1).i...". The progress is 30.7 MB/s - 154 MB of 4.2 GB, with 2 mins left. The "See more" link is visible below the progress bar.

Right-click and select "Open with" > "Windows Explorer"

The installation files will now be available as a new drive under "This computer"



When the installation is complete, and the program is launched for the first time, you will be prompted to enter the license key that you accessed through the Azure portal.



Enter your product key



Enter an Office product key:

This product key is for Microsoft Visio Professional 2021.

[Install this product instead](#)
