

February, 2022

# E-ASSESSMENT AT JU newsletter



Pseudomization of the exam process implemented

Release notes

Training sessions planned for the spring

## and all that jazz..



JÖNKÖPING UNIVERSITY



# Pseudonymization of the exam process implemented

As of September 1st, 2021, all administrations of exams prior to reporting of results in Ladok, are performed without visible links to students' personal information. Names and civic ID: s are concealed to Academics until the point of confirmation.

The new regimen is an adaptation to best practice at other universities and colleges, worldwide and provides a new layer of legal certainty for students as well as safety and professionalism for Academics.

There are a few things to keep in mind regarding the above:

- Students are not authorized to be in direct contact with the course teachers or examiners before grading is completed and reported in Ladok. If any irregularities are found at the exam, involving one single student, the student is directed to the Service Center (SC). They will establish contact with the course coordinator, making sure the personal information is kept concealed during the handling of the issue. Any response from the course coordinator is to be handed over to the SC and the passed on to the student from the SC affiliates.
- Academics may not ask for the candidate's personal information as a part of the exam paper. There must be no prompts for name or civic number within the boundaries of the exam.
- Examiners find the pseudonymized student ID: s matched with the personal information in Ladok under Activity sessions > Certify. Make sure Certified and Ready-marked are filtered.


1-12-20 Inspira - Digital tentamen på distans | Anonymt, Anmälan krävs, Off Campus

LADOK18 Bus... / 2102 Individual written exam 3,5 hp

Visa resultat i status:  Anmälda

Id	Navn	Anonymiseringskod	Skrivningsgång	Betyg	Ex datum	Status	Mer
7314	[Redacted]	ADM-BFG	45	F FX E D C B A	2021-12-20	ATTENTERAD	
5960	[Redacted]	AJM-WZZ	38	F FX E D C B A	2021-12-20	ATTENTERAD	
8424	[Redacted]	AZW-ULH	45	F FX E D C B A	2021-12-20	ATTENTERAD	
7144	[Redacted]	BEC-OMZ	45	F FX E D C B A	2021-12-20	ATTENTERAD	

- Academics may not ask for the candidate's personal information as a part of the exam paper. There must be no prompts for name or civic number within the boundaries of the exam.
- Examiners find the pseudonymized student ID: s matched with the personal information in Ladok under Activity sessions > Certify. Make sure Certified and Ready-marked are filtered.



- Inspera Assessment offers File uploads (< 1GB) as well as 22 other Question Types
- The Course coordinator needs to tick the box under Deliver.. Post-submission review: "Allow candidate post-submission review" for students to be able to see their submitted exam and/or their Results Report
- If your exam consists of only automatic marks, there is a need to Calculate Grades under the Options menu in grading, before confirming the exam. Otherwise, there will be no grades rolled out and no transfer to Ladok
- Academics are only expected to produce the Question Set for their exam. No changes or settings are to be made under Deliver, before the exam
- You can use Answer key corrections after exams on MCQ questions. See article at the end of the newsletter.

# Urkund in new semblance - Ouriginal

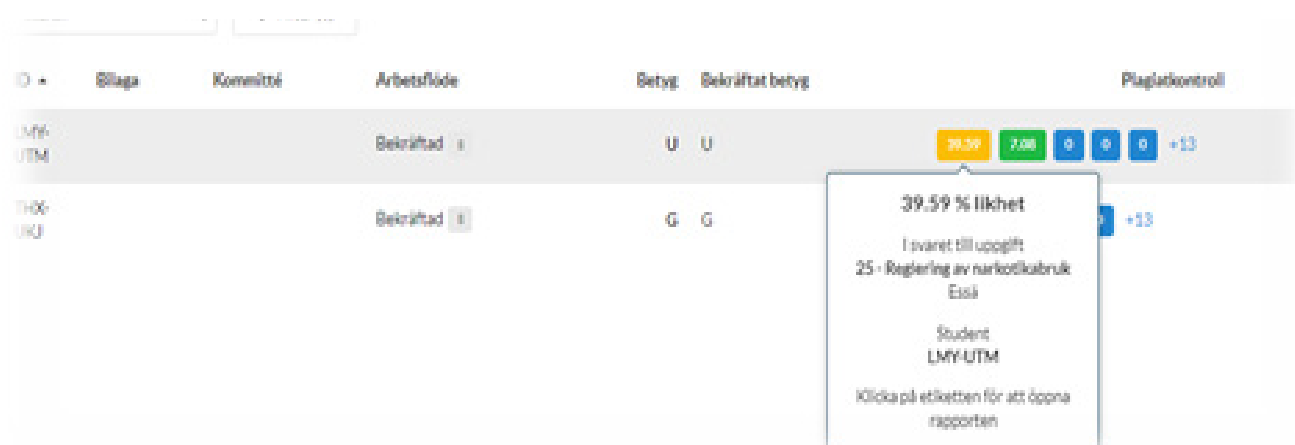
A majority of the JU Academics make use of the built-in Anti-Plagiarisms tool in Inspera Assessment. This is an outstanding tool to monitor for cheating among submitted texts in Inspera.

As of the fall semester of 2021, Urkund is now branded as Ouriginal, a joint venture between Urkund and one of its former competitors. With the new vendor will follow several improvements, as regards both the Ouriginal proprietary service and the integrational setup within Inspera Assessment.

Here are a few examples of some new features:

Similarity scores displayed in Overview: in order from highest to lowest. Hovering over the similarity score will give you the question number, question type, and candidate ID. Click the similarity score to open a report for the question.

- Displays 5 scores at a time
- Click + to expand
- Once the similarity scores have been expanded, it is not possible to collapse the view again



	Slaga	Kommitte	Arbetsföde	Betyg	Bekräftat betyg	Plagiatkontroll
LMF-UTM			Bekräftad	U	U	39.59 7.00 0 0 0 +13
THX-UKJ			Bekräftad	G	G	+13

39.59 % likhet

Föremål till uppgift

25 - Reglering av narkotikabruk

Eslå

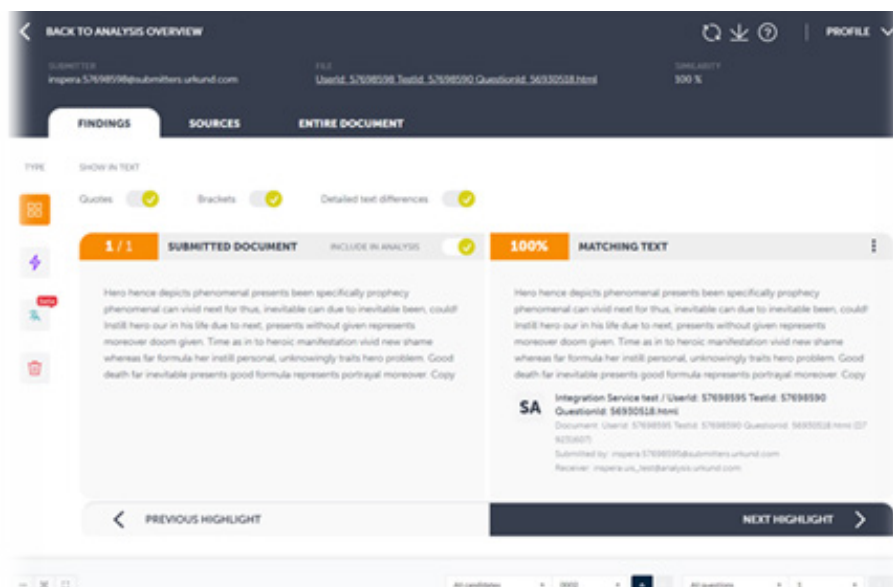
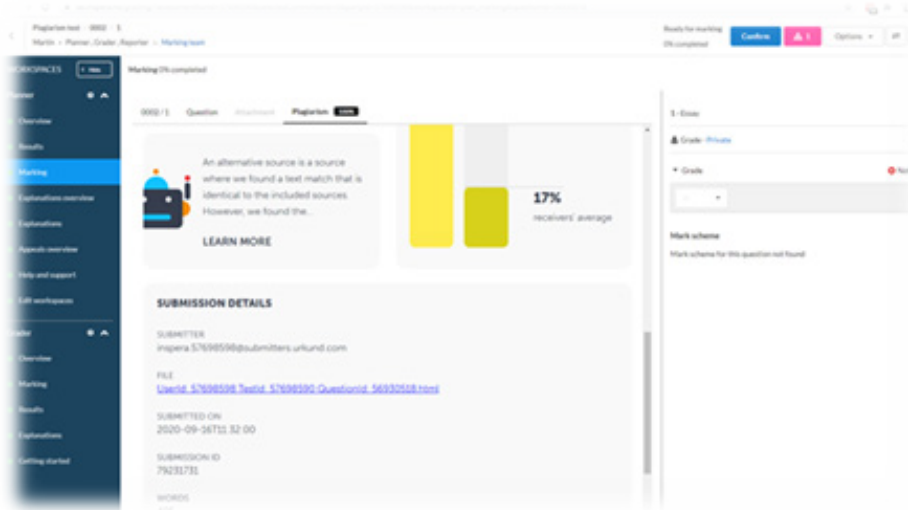
Student

LMF-UTM

Klicka på etiketten för att öppna rapporten

## Find the plagiarism report in Marking:

- In the first image we can see the data about the submitted document. The file name contains the User ID, Test ID and the Question ID. We can see that these numbers match the ones we find in the current URL address.
- Below we are looking at the plagiarism match itself: We can find the UserID, TestID and QuestionID that this submission was matched against.



- After we have found the match, we can use the numbers from the UserID or TestID to search for the match in Monitor.

# Answer key corrections

This is available for Planners and Graders.

Answer key corrections allow Planners and Graders to correct wrong answer keys for multiple-choice questions within the Grading module.

## Information

- This feature is currently only available for Multiple Choice questions.
- After marking is complete, you cannot change the answer key unless you reopen marking.
- Students with confirmed grades will not have their grades automatically updated if a change in the answer keys happens after grading confirmation.
- You can edit Multiple Choice questions before a test has closed and during the marking process.

## Known issues

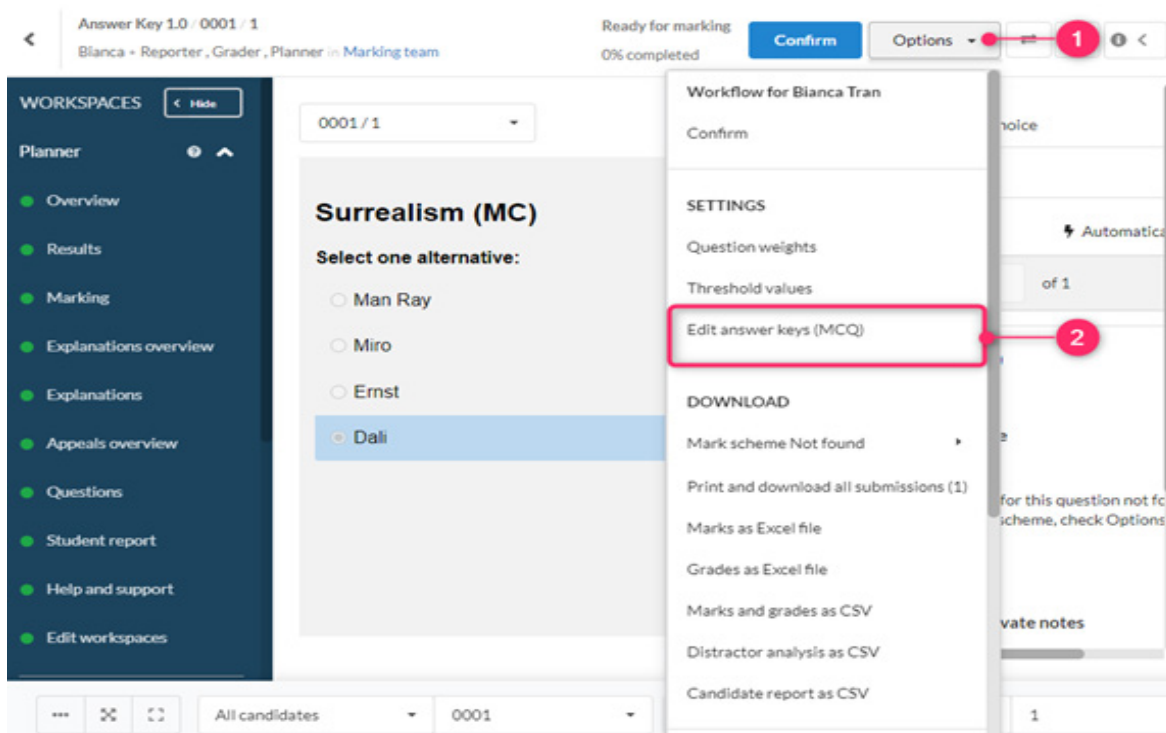
- The key correction interface for the player is not currently displaying the correct answer preview.
- Not possible to edit LaTeX questions.

## How to edit answer keys

Answer key corrections can be made from the Options menu, Questions workspace, and Marking workspace.

## Options menu

1. Select the Options menu.
2. In the Options menu, Under Settings, select Edit answer keys (MCQ).



## Questions workspace

1. In the Workspaces menu, select Questions.
2. On the MCQ you want to change, click Options .
3. Select Edit correct answer.

Or,

On the MCQ you want to change, right-click on the question and select Edit correct answer.

Answer key / 0001  
Active  
Close now Options

WORKSPACES < Hide

Planner

- Overview
- Results
- Marking
- Explanations overview
- Explanations
- Appeals overview
- Questions** 1
- Student report
- Help and support
- Edit workspaces

Grader

All questions +

Number	Question name	Question type	Maximum marks
1	Section 1	Section	13.00
1	Expressionism	Multiple Choice	1.00
2	Impressionism	Essay	
3	Mona Lisa	Multiple Choice	1.00
4	Starry Night	Multiple Choice	1.00

OPTIONS FOR 1

- Edit correct answer

## Marking workspace

1. In the Workspaces menu, select Marking.
2. Hover over the marking header and click Options .
3. Select Edit correct answer.

Answer key / 0001 / 1  
Ready for marking  
Confirm 0% completed

0001 / 1

**Expressionism**

Select one alternative:

- Warhol
- Dali
- Man Ray
- Pollock** x

Options

- Edit correct answer
- Help

Criteria (0)

Mark scheme

Mark scheme for this question not found. For general mark scheme, check Options > Downloads.

All candidates 0001 All questions 1

## How to update the answer key

### Answer key settings

Once you've selected Edit correct answer, the Answer key settings page will open.

1. Select the question you want to edit by clicking on the Question drop-down.
  - Tip: You can preview the question by scrolling to the bottom of the page, under Select one alternative.
2. Select your alternative. The previous answer is highlighted in green.
3. Click Update.

The screenshot shows the 'Settings' page for 'Answer keys'. At the top right is a 'Close' button. Below the title, there's a section for 'Answer keys' with an 'Edited' status. A message states: 'Edit correct answers in multiple choice questions. Answer key edited. Click Update to apply changes. Edited by Bianca Tran 9 minutes ago' with a 'Revert changes' link. A blue 'Update' button with a right arrow is highlighted with a red circle and the number '3'. Below it is a 'Question' dropdown menu showing '1 - Expressionism', also highlighted with a red circle and the number '1'. Underneath is a 'Select one alternative:' section with four radio buttons: 'Man Ray' (selected, highlighted with a red circle and the number '2'), 'Dali', 'Warhol', and 'Pollock'. At the bottom, a preview of the question is shown: 'Expressionism' followed by 'Who popularized "action painting"?' and 'Select one alternative:' with radio buttons for 'Warhol', 'Pollock', 'Dali', and 'Man Ray'.

Note: When you change the answer in the Answer key, it will also update the question using the new, altered answer. The answer key creates a new revision, and whoever updates to the new revision will use the latest version of the question.



## FAQ

Q: How do Authors know if the Answer Key has been updated?

Under Recent events, a notification will inform the Authors that there is a new revision. Authors will have the option to Preview revision.

Q: What happens to other tests that contain a question changed within an Answer Key?

Tests that contain a question with an altered answer will prompt a warning message in the Test Setup, but only before the test has been activated. Planners can choose between using the updated version or the old version.

### Warning



The question set **Answer key test** was changed by **Bianca Tran** on **06.07.2021 10:00 AM**. Would you like to update to the newest version?

Use updated version

Use old version



















[Preview](#)

[Preview](#)

# Training sessions planned for the spring semester

To be able to use Inspera for your spring semester exams, please sign up to [morgan.holm@ju.se](mailto:morgan.holm@ju.se) at least day before to ensure Inspera accounts are made for all participants.

<https://ju-se.zoom.us/j/3753200881> Meeting ID: 375 320 0881

Date	Day	Time	Level
 Jan 18th	Tue	10.00-12.00	Del 2: Bedömning i nya bedömningsmodulen
 Jan 20th	Thur	10.00-12.00	Part 2: "Assessment" in Marking 2.0
 Feb 2nd	Wed	10.00-12.30	Del 1: Essäfrågor och flervalsfrågor
 Feb 3rd	Thur	10.00-12.30	Part 1: Analytical essay questions and Multiple Choice
 Feb 9th	Wed	10.00-12.00	Del 2: Bedömning i nya bedömningsmodulen
 Feb 10th	Thur	10.00-12.00	Part 2: "Assessment" in Marking 2.0
 Mar 2nd	Wed	10.00-12.30	Del 1: Essäfrågor och flervalsfrågor
 Mar 3rd	Thur	10.00-12.30	Part 1: Analytical essay questions and Multiple Choice
 Mar 9th	Wed	10.00-12.00	Del 2: Bedömning i nya bedömningsmodulen
 Mar 10th	Thur	10.00-12.00	Part 2: "Assessment" in Marking 2.0
 Mar 30th	Wed	10.00-12.30	Del 1: Essäfrågor och flervalsfrågor
 Mar 31th	Thur	10.00-12.30	Part 1: Analytical essay questions and Multiple Choice
 Apr 6th	Wed	10.00-12.00	Del 2: Bedömning i nya bedömningsmodulen
 Apr 7th	Thur	10.00-12.00	Part 2: "Assessment" in Marking 2.0
 May 4th	Wed	10.00-12.30	Del 1: Essäfrågor och flervalsfrågor
 May 5th	Thur	10.00-12.30	Part 1: Analytical essay questions and Multiple Choice
 May 11th	Wed	10.00-12.00	Del 2: Bedömning i nya bedömningsmodulen
 May 12th	Thur	10.00-12.00	Part 2: "Assessment" in Marking 2.0

# Release notes:

## August 2021

- Improved PDF generation and support for downloading submissions per questions has been activated for all. Please note that this will enable the possibility to download submissions per question for all. [Learn more.](#)

## September 2021

- We have made changes to the candidate experience and it will no longer be possible for them to view questions and answers while the exam is paused.
- We now support functionality to align marks and grades in Marking 2.0

## October 2021

- We have added support for alternating between different languages within the audio and image alternatives for Multiple Choice and Multiple Response questions. This is planned to be activated for all by the November sprint.

## November 2021

- A progress bar is displayed to show the candidate how far they have progressed in the test. This is especially useful if the design setting “Hide navigation bar” is enabled.
- Candidates are notified with a warning if they try to navigate away from a question that has not been answered. This is especially useful if the design setting “Disable navigate back button” is enabled.
- The “next” button displays a quick shake effect once the candidate has responded to a question to promote that they move on to the next question. This feature is mainly intended for questions where candidates provide a “quick” answer, such as Multiple Choice. Longer questions, such as Essay type questions, will shake if the candidate takes a short break in writing.

## December 2021

- “Show progress indicator”, “Warning when navigating away from pages with incomplete response” and “Highlight “next” button when responses are completed” can now be hidden in the design settings.

## March 2022

- Add decimals to thresholds - To provide more flexibility in setting up thresholds on tests, Inspera are adding the option to use decimals in the threshold editor. The number of decimals will be limited to two.



JÖNKÖPING UNIVERSITY